



## Charlie and Lola

# Activity Book



## You will need

Print-outs  
Safety scissors  
Cardboard  
Glue  
Crayons and paints  
Ribbon or string



Remember to ask  
a grown-up for help

1

Make a front page by choosing a cover and sticking that picture onto cardboard. Ask a grown-up to help you hole punch all the pages and tie them together with some ribbon or string.


2

There are lots of extremely lovely new pages to colour in and things to do! You can be busy colouring and making with really very special print outs of Charlie and Lola.

3


You can even find out how to make your own musical instruments. Lola likes to stay up colouring and scribbling and sticking. What will you do?

Charlie  
and  
Lola™




© Tiger Aspect Productions Ltd. 2006












Charlie  
and  
Lola™



Charlie  
and  
Lola™



Charlie  
and  
Lola™



© Tiger Aspect Productions Ltd. 2006




Charlie  
and  
Lola™



© Tiger Aspect Productions Ltd. 2006







Charlie  
and  
Lola™



© Tiger Aspect Productions Ltd. 2006





## Lola's maracaS




1. Put some dried peas or beans into an empty washing up bottle.

2. And then **Shake** them really loudly to some music.

## Lola's drum

1. Put 4 or 5 potatoes into a cardboard box.



2. **Rumble** to your favourite music.


## Lola's cymbals

1. Ask Mum or Dad for two saucepan lids.



2. Now **bang** them together to some music.







Charlie  
and  
Lola™



Charlie  
and  
Lola™





Charlie  
and  
Lola™



© Tiger Aspect Productions Ltd. 2006

Charlie  
and  
Lola™

