



Justin's House

Mini Justin's House



You will need

Print-outs
Scissors
Glue



Remember to ask
a grown-up for help

1

Print out all four sheets below. Ask an adult to carefully cut out the sides of Justin's House with scissors. Fold the sides along the dotted lines so that the edges of the house fold in.

2

Next ask an adult to cut out the floor, the characters and the furniture.

3

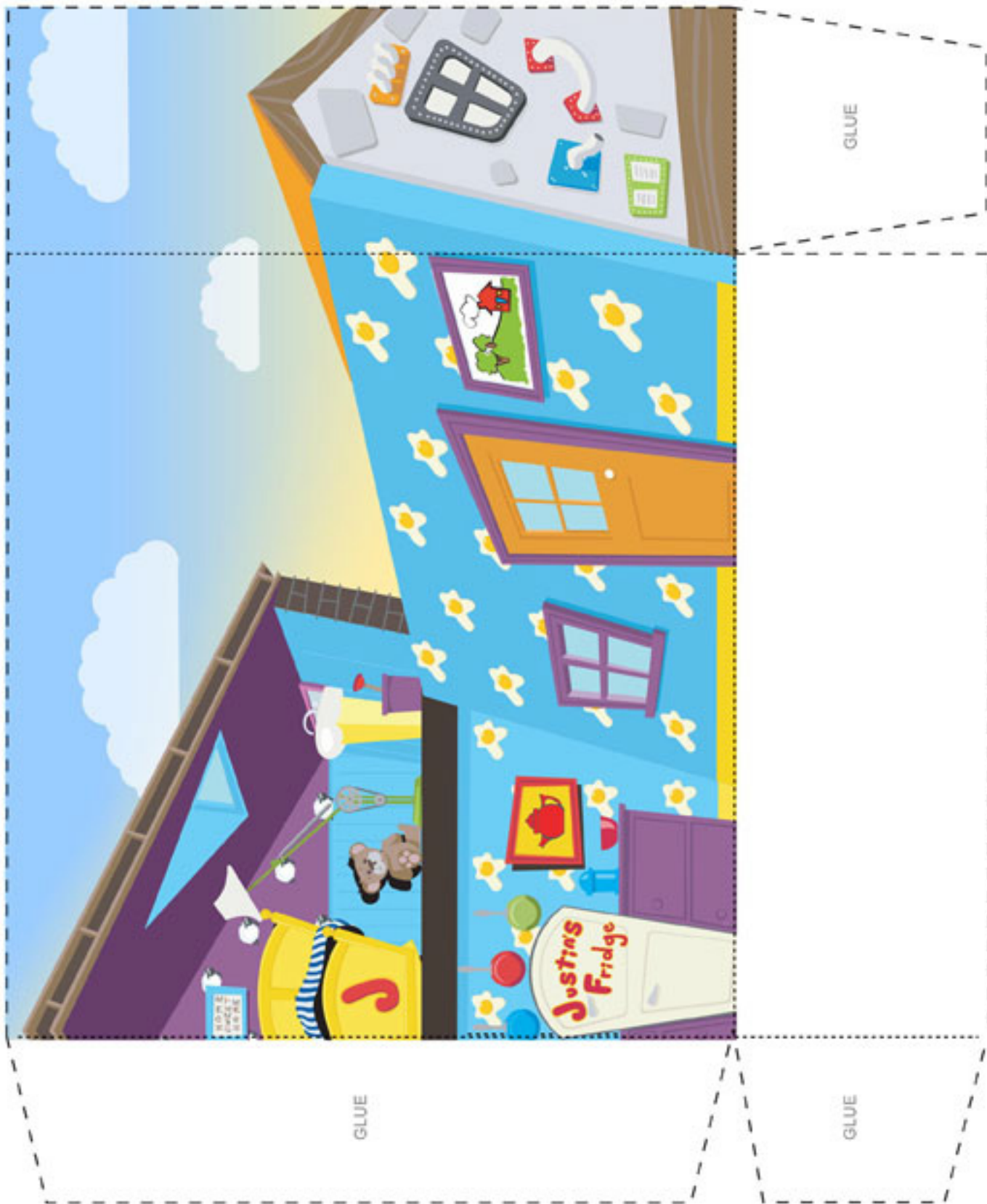
For the characters and furniture, fold back the flaps along the dotted lines. This will help them to stand up. Now your mini Justin's House is ready.



4

Using some glue, stick the floor onto the tabs on the sides of the house. Glue the two sides of the house together.



GLUE





Justin's
House

