

Spooky Halloween Party Invitation



You will need

Printed invitation

Scissors

Glue



Remember to ask a grown-up for help

1



Print out your party invite, then ask a grown-up to help cut around the edges with your scissors.

2



Fold in the sides of the envelope using the dotted lines as markers where to fold.

3



Fold up the bottom triangle, again using the dotted lines as markers where to fold.

4




Carefully glue the overlap of the bottom triangle to the smaller side triangles, sticking them together.

5



Cut out your invite and then you can put the details of your party on it and give to your friends!





To 


Please come to my party!

Time **Date**

Place

..... 





To 

Please come to my party!

Time **Date**

Place

..... 

