

Gran Gran's Moon Diary Plan!

What you'll need

Warm coat

Colouring pencils

Binoculars or
Telescope, if you
have one

Calendar

Excitement

1



Get your colouring pencils, calendar and other equipment ready.

2




Wrap up and go outside or head to a window to see if you can spot the moon.

3



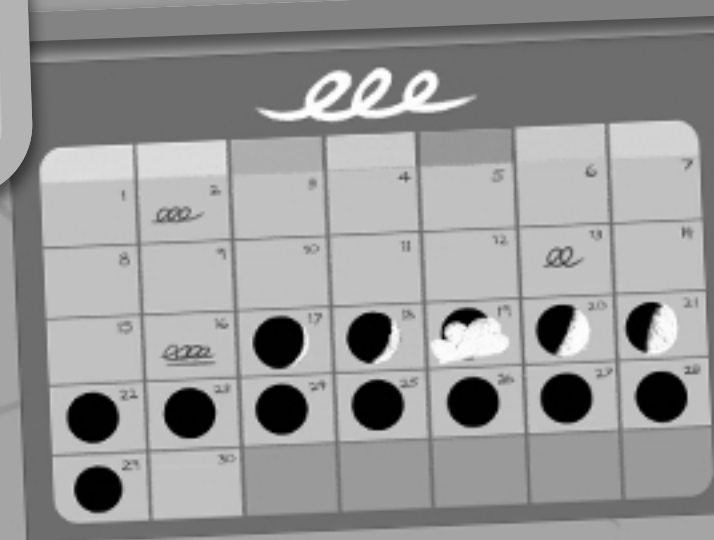
When you spot the moon, celebrate with a little dance!

4




Get out your calendar and on today's date draw the shape of the moon.

5



Draw the shape of the moon everyday on the calendar and track its shape as it changes.

6



Enjoy plotting the different phases of the moon and see if you can spot the new full moon!

Name _____

Month



JoJo & Gran Gran

A 5x7 grid of squares. The top row has a white square at (1,1), a medium gray square at (1,5), and a light gray square at (1,6). The second row is entirely light gray. The third and fourth rows are entirely medium gray. The bottom row has a light gray square at (5,1), a medium gray square at (5,2), and dark gray squares at (5,3), (5,4), (5,5), (5,6), and (5,7). The grid is defined by dark gray lines, and the corners of the outermost squares are rounded.